





Ring Sizing Chart

Instructions:

-  Estimate Ring size
-  Fold page along the fold line
-  Cut along the cut line
-  Poke your finger through the hole to test size

| | | | | | | |
|---------------------------------|----------------------------------|---------------------------------|---------------------------------|----------------------------------|---------------------------------|-----------|
| Size: 01 AU: C 1/2 US: 1 | Size: 02 AU: D 1/2 US: 2 | Size: 03 AU: E US: 2- | Size: 04 AU: F US: 3 | Size: 05 AU: F 1/2 US: 3- | Size: 06 AU: G 1/2 US: 3= | FOLD LINE |
| Size: 07 AU: H 1/2 US: 4 | Size: 08 UA: I US: 4- | Size: 09 J 1/2 US: 5 | Size: 10 AU: K US: 5- | Size: 11 AU: L US: 5= | Size: 12 AU: L 1/2 US: 6 | FOLD LINE |
| Size: 13 AU: M 1/2 US: 6- | Size: 14 AU: N 1/2 US: 7 | Size: 15 AU: O US: 7- | Size: 16 AU: P US: 7= | Size: 17 AU: P 1/2 US: 8 | Size: 18 AU: Q 1/2 US: 8- | FOLD LINE |
| Size: 19 AU: R 1/2 US: 8= | Size: 20 AU: S US: 9 | Size: 21 AU: S 1/2 US: 9- | Size: 22 AU: T 1/2 US: 10 | Size: 23 AU: U US: 10- | Size: 24 AU: V US: 10= | FOLD LINE |
| Size: 25 AU: V 1/2 US: 11 | Size: 26 AU: W 1/2 US: 11- | Size: 27 AU: X 1/2 US: 12 | Size: 28 AU: Y US: 12- | Size: 29 AU: Z 1/2 US: 12= | Size: 30 AU: Z1 US: 13 | FOLD LINE |
| Size: 31 US: 13- | Size: 32 AU: Z3 US: 13= | Size: 33 US: 14 | Size: 34 US: 14- | Size: 35 US: 15 | Size: 36 US: 15- | FOLD LINE |